



Eagle Academy High School

2021-2022 Fall Term Syllabus for: Drawing & Cartooning

Educator: Mr. Bunch

Educator Contact Information:

Mr. Bunch

Room: 125

Mr. Bunch

Email: tbunch@eagleacademybk.org

Websites: vacreativecornerateagleoc.weebly.com, www.eagleidentityproject.com

Office Hours:

Fridays 12pm-1pm & by appointment.

Zoom Link:

TEACHING LINK (In the event that we have class on zoom)

NEW: Meeting/Teaching ID: 232 769 8591

Passcode: 066150

Join Zoom Meeting

<https://us02web.zoom.us/j/2327698591?pwd=aGR6RnE5aC9sTlFvR3JzMINPUU5tUT09>

Course Description/Overview:

As a studio Art course, the majority of class time will consist of drawing and painting. One of the primary goals is to broaden the experience of the scholars with various Art materials. The course will familiarize students with the elements of visual form, while enhancing critical and visual literacy. Scholars will investigate the different ways to approach and develop the process of drawing and creating. References to the Manga, Fusion and other Comic and other historical drawing styles will be used throughout the course.

- **Students will discover how to visually communicate their ideas through the exploration of various drawing styles and techniques (use of line).**
- **Through drawing and techniques, we use visual communication as language.**
- **Remember that each of us have a drawing style**
- **Essential Questions**

How can I see rhythm in what I am observing?

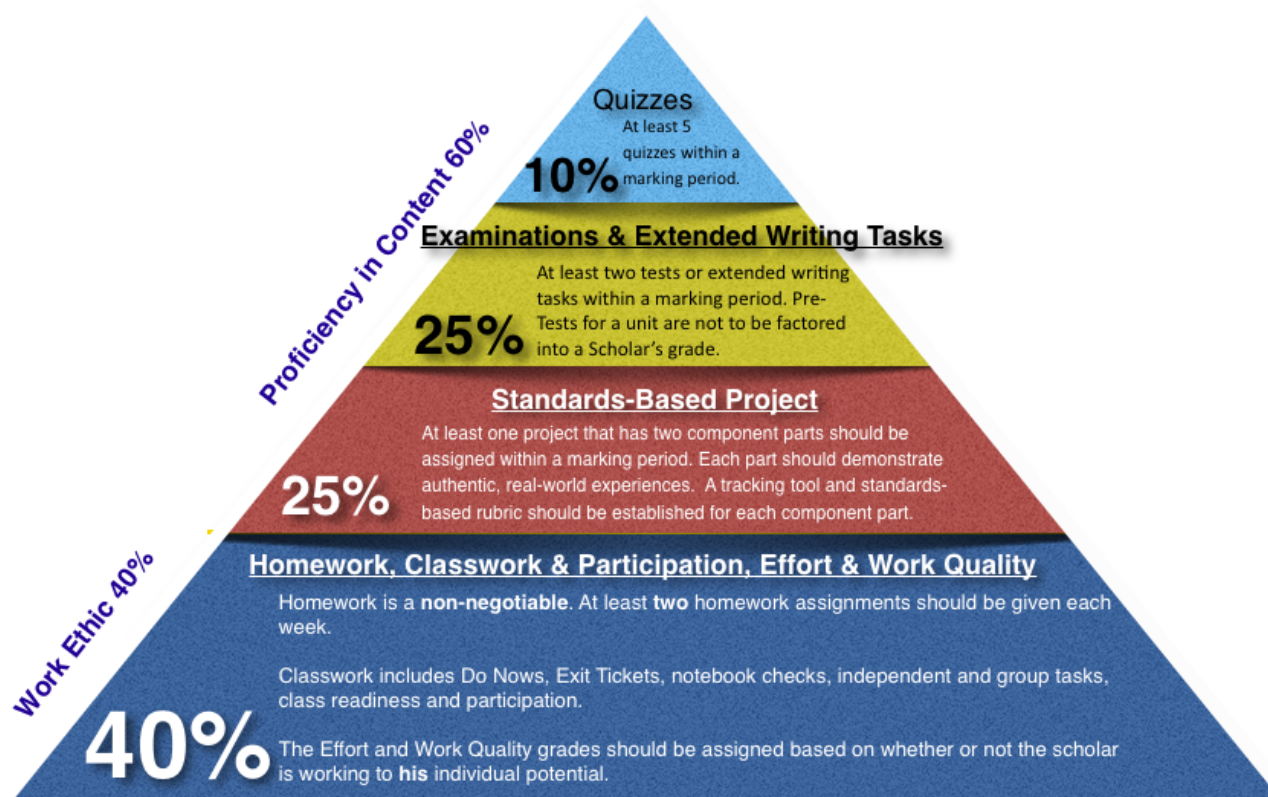
1. What skills or do I need to get the desired results when drawing?
2. What is Visual Literacy? *Creating Literature from Art and Art from literature & prompts*
3. What is the relationship between points, lines, form and shapes?

Please also see the ***attached Scope and Sequence.***

Grading Policy:

Below is the standard grading policy for all courses at Eagle Academy.

I will update IO CLASSROOM every most Fridays.



Eagle High School – Late Work Policy

In alignment with our 5 Eagle Pillars, all Eagle High School classrooms adhere to the following Late Work Policy to help you take more LEADERSHIP and OWNERSHIP over your school work.

When assigned...	It will be accepted...
a regular, one-night HW assignment	...Two day late ONLY , for a grade deduction. After that, it will NOT be accepted*.
a HW packet with several days to complete	...Two day late ONLY , for a grade deduction. After that, it will NOT be accepted*.
classwork	... ONLY on its due date*.
a larger assignment (ie, project, essay, lab report, test/quiz, presentation, etc.)	... ONLY on its due date UNLESS <ul style="list-style-type: none"> • you demonstrate LEADERSHIP and CONFIDENCE by asking for an extension (more time to complete it) BEFORE the due date <i>or</i> • there are extenuating circumstances explained by putting in the EFFORT to get documentation (ie, doctor's note).

***Exception:** If you are absent on the due date but demonstrate COMMITMENT TO EXCELLENCE and turn the assignment the day you return to school along with **legitimate documentation explaining your absence** (ie, permission slip from a trip, PSAL game schedule, doctor's note, text from parent to educator, etc), **then the assignment will be accepted for full credit.**

How to Make Up Work If You're Absent

- If you are absent, then work you missed will appear in IO CLASSROOM with an **A for Absent** (instead of M or 0).
- If you send **legitimate documentation explaining your absence** (see above examples of documentation), the A may either be changed to E (for Excused) or an actual grade (if you complete the work on time).

Eagle In-Person & Zoom Classroom Non-Negotiables

All Eagle scholars must follow these non-negotiable guidelines.



1. Scholars will show a commitment to excellence by
 - being in **uniform** at all times (in-person = FULL uniform; remote = Eagle t-shirt)
 - only using **academic language** at all times
 - when in-person, **always wearing a mask**
2. Scholars will demonstrate leadership and effort by
 - **showing up ON TIME,**
 - showing up with **ALL SUPPLIES**
 - **keeping your CAMERA ON and MIC MUTED**
 - **staying 100% FOCUSED on the class activities,**
 - and **only using our online tools for ON-TASK, LESSON ACTIVITIES.**

Required Materials and Supplies for this Class:

Own Laptop OR Tablet with Keyboard **Need EVERY DAY, both in-person AND remote.****
 Charger
Own Hand Sanitizer (to use going to and from school)
Own water bottle, filled at HOME (Eagle's water fountains are OFF are not recommended)
Own pencils, pens, notebooks, etc. (We can't share anything, which is difficult for Art class)
 Extra Mask (if in-person)
 Sketchbook

Class Scope & Sequence

Unit Dates & Titles	Objectives & Standards	Main Resources & Materials	Ways Scholars will be Assessed / Main Assignments for the Unit

<p>Elements and Principles of Art & Design</p> <p>SOME Art History</p>	<ol style="list-style-type: none"> 1.determine that art is all around us 2.art is a matter of skill and effort, not talent 3.Techniques 	<p>Pencil, drawing paper, ruler, sketchbook or ipad (if drawing on an ipad, download the Procreate drawing App)</p>	<p>Basic knowledge of shapes, discussion, quiz. sketches and participation</p>
<p>Figure Drawing warmups leading to Character design</p> <p>Political Cartoons</p> <p>Learn how to draw the face</p>	<ol style="list-style-type: none"> 1. Use shapes, lines and curves to create several gestural poses of the human figure.  <ol style="list-style-type: none"> 2. Recognize and use the proper proportions in each pose by for foreshortening in the necessary areas. 	<p>Pencil, drawing paper, ruler, sketchbook or ipad (if drawing on an ipad, download the Procreate drawing App)</p>	<p>Presentations, use of academic language to discuss areas of growth and improvement during critiques online. Project based assignments</p>
<p>Graffiti (Art vs Vandalism)</p> <p>Art as voice</p>	<ol style="list-style-type: none"> 1. Give personality to letters and imagery. 2. Discuss the culture of the graffiti and the personification of letters. 3.Explore letter styles 	<p>Photos from camera phones or references from the web for research TV and pop culture references, documentaries</p>	<p>Collaborative group work and classroom discourse & debate</p>
<p>Perspective Drawing & Optical Illusions (Op Art)</p>	<ol style="list-style-type: none"> 1.Use the basic elements of art to create the illusion of depth 2.Construct Buildings and explore techniques 	<p>Pencil, drawing paper, ruler, sketchbook or ipad (if drawing on an ipad, download the Procreate drawing App)</p>	<p>Group critiques, reflection, effort and final drawings</p>

Helpful Websites: <https://www.proko.com> & <https://dragoart.com> (for step by step drawings independently)

ONCE YOU HAVE REVIEWED EVERYTHING IN THIS DOCUMENT, PLEASE COMPLETE THE GOOGLE CONTACT FORM FOR HOMEWORK CREDIT:

<https://forms.gle/DoqfsaFXw2PTpQVs5>